

# What is an ATV?

## One Size Does Not Fit All

Your child's safety depends on you providing the right ATV based on their age and readiness to safely operate the ATV.



**Ages 6+**



**Ages 10+**



**Ages 14+**



**Ages 16+**

**Adult Supervision Required for Riders Under Age 16.**

For ATV training call 800-887-2887  
[www.atvsafety.org](http://www.atvsafety.org)

**SVIA**  
Specialty Vehicle Institute of America

State laws may vary as to the minimum age of operation, check your local laws before riding.

An all-terrain vehicle is any motorized off-highway vehicle designed to travel on four low-pressure tires, having a seat designed to be straddled by the operator and handlebars for steering control. Single rider ATV's are intended for use by a single operator and no passenger. Two-up ATVs are designed for an operator and one passenger.

### Attention ATV Riders in NORTH CAROLINA

**Ride Right!** The new North Carolina ATV safety law (SB 189) was passed for your safety. To ride right, be **at least 8 years old** and:

**Ride an ATV that's right for your age (20.171.10):**

- 8-11 years of age – under 70cc engine displacement
- 12-15 years of age – 70cc-90cc engine displacement
- 16 years of age and older – over 90cc engine displacement

**Ride supervised (20.171.10):**

- ATVs are not toys. If you are under age 16 you must be supervised by a person who is at least 18 years old

**Ride with protection (20.171.14):**

- Always wear a DOT-approved helmet
- Always wear eye protection

**Ride in control (20.171.11):**

- Never carry a passenger on a single-rider vehicle

**Ride aware (20.171.14):**

- Be on your game – No alcohol or other drugs that can impair vision and coordination
- Never ride on public streets or roads – another vehicle could hit you
- Stay on trails and ride at a safe speed

**Ride an ATV that has (20.171.13):**

- A brake system in good working order
- An effective muffler
- A USDA Forest Service approved spark arrester



To enroll in the **ATV RiderCourse** nearest you, visit [www.atvsafety.org](http://www.atvsafety.org) or call 800.887.2887

To enroll call toll-free  
**800.887.2887**

or visit  
[www.atvsafety.org](http://www.atvsafety.org)



### About the ASI RiderCourse

The hands-on, half-day *ATV RiderCourse* is conducted by licensed ATV Safety Institute Instructors. The course offers students an opportunity to increase their safety knowledge and to practice basic riding skills in a controlled environment under the direct supervision of a licensed Instructor.

Taking an *ATV RiderCourse*:

- Improves riding skills
- Builds confidence
- Gets kids started right
- Is a great way to meet other riders
- Teaches how to Tread Lightly!

# Fun ATV Puzzles

Here are some activities that you can use to help learn about ATV parts and controls.

## ATV Crossword Puzzle

### ACROSS

1. What is this puzzle all about?
2. A piece of safety equipment for the head that is always worn when riding
3. Protective gear for your hands
4. Where you should always ride your ATV
5. Initials for an All-Terrain Vehicle

### DOWN


6. The place where you always keep your feet when riding an ATV
7. Protective gear for your feet and ankles

Some of the words needed are listed below:

ATV  
GLOVES  
BOOTS

OFF-ROAD  
FOOTRESTS  
SAFETY

HELMET  
ENGINE  
CHOKE



Crossword Answers: 1) Safety, 2) Helmet, 3) Gloves, 4) Off-Road, 5) ATV, 6) Footrests, 7) Boots

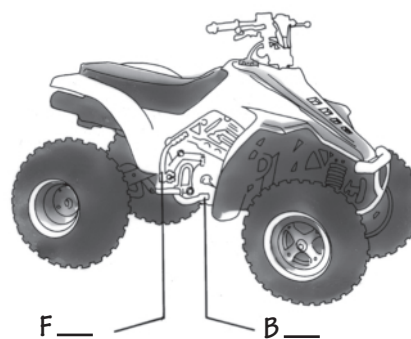
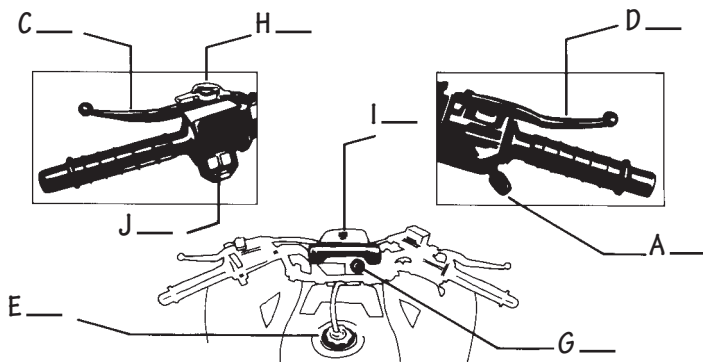
## Name the ATV Parts

Match the number of the ATV part or control to the correct letter on the diagrams shown.

1. Parking Brake
2. Hand Brake Lever(s)
3. Foot Brake Pedal

4. Throttle
5. Ignition Switch
6. Choke (primer)

7. Engine Stop Switch
8. Gas Cap/Tank Vent
9. Starter (pull, kick, electric)



Name the ATV Parts Answers: A) 4, B) 3, C) 2, D) 2, E) 3, F) 9, G) 5, H) 1, I) 6, J) 7